



**GREAT
_YDEAS**


Great Ydeas Small Grant Program application toolkit

**So you have a Great Ydea, but
aren't confident applying for a
grant?**

**Don't worry, we've got a bunch
of handy hints and tips for you.**



**YWCA
CANBERRA**



Applying for grants

1. Find a grants program with aims that your project will meet.

You might have a fantastic idea, but will it achieve the stated intentions of the grant program? Write your application with the grant aims in mind and demonstrate that your project will meet them.

- The Great Ydeas Small Grants Program aims to support women, girls and non-binary people in the ACT to pursue their passions and improve our community.
- Priority is given to projects that empower women in our local community, and that have the potential to grow beyond the initial funding provided.
- Grants from our partners might have their own specific focus as well. This will be outlined in the grant details on our website.

2. Read all the details on the available grants.

Make sure your project fits within the requirements of the grant program, and that you are eligible to apply.

- To be eligible for a YWCA Canberra Great Ydeas Small Grant, you must be a member of YWCA Canberra or have applied for membership. You must be a woman, girl or non-binary person.

3. Read up on the funder.

What are their mission and vision? What is their scope or focus of influence?

- YWCA Canberra is a feminist not-for-profit organisation that has provided community services and represented women's issues in Canberra since 1929.
- Our mission is 'We strengthen communities by supporting girls and women through our services and advocacy' and our vision is 'Girls and women thriving'.
- We provide essential, quality services for women, girls and families in the ACT and surrounding regions. We work in the areas of children's services, community development, homelessness and affordable housing, domestic and family violence, youth services, personal and professional training, women's leadership and advocacy.


4. Start writing your application early!

The best grant applications are the ones that have been well thought through. Give yourself plenty of time to consider your application, revise it and submit before the due date.

A big part of a successful grant application is showing the funding agency that you have a logical, considered plan for your project and you know what you want to achieve.

5. Plan your project.

You will need to include a realistic timeline that demonstrates the activities you will take to move your project to the desired results and shows that your goals are attainable within the required time.



6. Be realistic.

You might have a huge idea, but start with something you can demonstrate that you have capacity to deliver within the grant timeframes.

- YWCA Canberra Great Ydeas Small Grants must be acquitted between 30 April 2022 and 30 June 2023. That doesn't mean the entire scope of your project has to happen within that timeframe, as long as the expenditure and the key outcomes you have applied for have occurred.
- For example, a previously funded Great Ydeas project was For Purpose, a professional development enterprise for the not-for-profit sector. However, the grant didn't fund the establishment and launch of For Purpose; instead, it funded the coordination and delivery of market research to help inform the eventual launch of For Purpose.

7. The three 'I's of grant writing: impact, impact and impact.

Focus on what your project will achieve, not just what activities it will deliver. Think of the following:

- Why does our community need this project?
- How will you benefit from the project or professional development opportunity?
- Who will the project impact?
- What change do you want to see as a result of the project/attending the opportunity you're applying for?
- What evidence is there that your project could achieve this outcome?

For example, one successful project that was launched with a Great Ydeas grant was Girls on Bikes. Although the project is about teaching young women how to ride a bike, the impact was to empower women by promoting independence, mobility, fitness and strength, as part of a supportive and cooperative community.

8. Be clear and concise.


Establish your major points and avoid unnecessary complexity. Word limits are often tight, so try to distil your idea down to its essentials (of course, focusing on the impact it will have). It is a good idea to draft your application in Word or similar so you can check the word limits.

9. Answer all the questions!

For many grant programs, your application will not be considered eligible for assessment if you haven't answered all questions. Even if it can be considered, it will be more difficult for the assessment committee to evaluate your project. This doesn't mean you need to write to the full word limit in all segments, but make sure the committee has enough information to understand your project and plans.

10. Proofread.

It is a good idea to draft your application in Word or similar and run spelling and grammar checks. If possible, get someone else to proofread your application too before you submit it. It's amazing what a second pair of eyes can pick up that Word won't.



Questions that will be asked


Each grant application will have different questions that will be used to determine your eligibility and success in the grant program. Make sure you read all questions before applying. We recommend you don't copy and paste between applications, as the questions and intent of each grant program will be different.

In addition to some standard demographic questions, when you apply for a Great YDeas Small Grant we will ask for a range of information about your idea, project or opportunity. We highly recommend you consider all of the questions before deciding whether to apply.

The questions will include:

1. how much funding you want (remembering the maximum is \$2500).
2. a short (150 word max) overview of the project:
 - a. What are its aims and objectives?
 - b. Does it have the potential to become ongoing or provide enduring value?
3. why your project is innovative or provides a better solution to an existing problem (150 words maximum)
4. how your project would advance YWCA Canberra's vision of 'Girls and women thriving' (100 words maximum)
5. how your project would advance your personal or professional potential (100 words maximum)
6. how your project would contribute to the wider Canberra community (100 words maximum)
7. any partners who will contribute or are working with you
8. what opportunities you would have through your project to promote and partner with YWCA Canberra (100 words maximum)
9. how you will manage your project, including indicative timeframes, and any support you may need (250 words maximum)
10. how you will balance your Great Ydeas project work with the other commitments in your life—what are some potential challenges that may occur, and how will you manage them? (200 words maximum)
11. if relevant to your project, how you will manage COVID-19 requirements and risks
12. your project budget with all known expenditure items
13. thoughts on whether your project could go ahead if you were not to receive all the requested funding
14. thoughts on how you would fund this project if your Great Ydeas application is unsuccessful (100 words maximum).

You will also need to provide two referees. A referee may be a manager, teacher or family friend who can attest to your ability to manage the project.



How to develop your budget

It's essential when applying for a grant to make sure you have properly considered your budget. Although your key idea might only cost a small amount, there will almost certainly be additional costs you'll need to factor in.

Your budget might come in for more than the grant amount. That's fine, but also include information on how you are going to fund the remaining items.

It's also fine to apply for less than the maximum grant value, if you do not need the full funding amount. Do not artificially inflate your budget.

In your budget, make sure you define all your project elements and what costs are associated with them. Include any in-kind services or volunteer efforts you have already secured or plan to secure.

Do not just 'guesstimate': do your research and include detailed costings wherever possible. Acknowledge where it is an estimate.

Example budget for presenting at a conference in another city

Budget item	Amount
Airfares	\$573.20
Conference registration	\$1524.00
Networking event	\$65
Accommodation	\$0 (provided by relative for free; already secured)
Airport transfers	\$220 (estimated)
Local transport	\$100 (estimated)
Food	\$200 (estimated)
Printing	\$24.50
Total budget	\$2706.70

Note: I will fund the excess from my personal savings.

You will also be asked to consider whether your project could go ahead if you were not to receive all the requested funding. This could include things like doing other forms of fundraising or reducing some budget items to accommodate your financial position.

Need more help?

Feel free to email
caf.team@ywca-canberra.org.au
for general questions regarding
the application process.

Please note that we cannot
provide individual support to
complete your application.

**Best of luck writing
your application and
we look forward to
hearing about your
Great Ydea!**

